





1.	<b>Initial cleaning after installation (if necessary)</b>	 <p>Machine wet scrubbing using a soft scrubbing brush without abrasive fabric content (see cleaning and polishing agents table).</p>	 <p>After vacuuming off the loose dirt with a wet vacuum cleaner scrub again with clean water and vacuum or scrub and dry.</p>
2.		<p>If no strong construction site contamination is present, noraplan floor coverings usually do not require initial cleaning and routine cleaning can be started immediately.</p>	
	<b>Routine cleaning (machine)</b>	 <p>Optimal cleaning results are achieved with a scrubber dryer using a soft scrubbing brush without abrasive fabric content with a suitable cleaning agent (see cleaning and polishing agents table).</p>	
	<b>Routine cleaning (manual)</b>	 <p>Adhesive water-soluble or emulsifiable contaminations are removed by wet mopping (see cleaning and polishing agents table).</p>	
3.	<b>Intensive cleaning</b>	 <p>Wet scrubbing using a soft scrubbing brush without abrasive fabric content and a suitable cleaning agent (see cleaning and polishing agents table).</p>	

**General notes:**

- As coatings require regular and cost-intensive basic cleaning and renewal, nora systems GmbH recommends that noraplan® rubber floor coverings, which are leakproof and have sealed surfaces, not be coated.
- Please observe the instruction in the product and safety data sheets of the cleaning & polishing agents used.
- This cleaning recommendation applies to firmly bonded floor coverings.

# Cleaning recommendation noraplan® ultra grip

## Cleaning and polishing agents

The cleaning and polishing agents listed in the table are **recommendations by cleaning agent manufacturers in the German market**. Depending on the premises, it may be useful to use **products and processes that differ from the standard, but according to the cleaning agent manufacturer's recommendation**. Please observe **the product-specific manufacturer's instructions!** Of course, you can also use suitable cleaning agents from non-listed cleaning agent manufacturers according to their recommendations. nora recommends to observe the following list, as from our experience, best results are achieved with these cleaning agents.

Companies	Initial machine cleaning after installation, if necessary/ intensive cleaning	Manual routine cleaning with 2-step wiping
Diversey GmbH 68219 Mannheim Tel. +49 (0)621 / 8757-0	Taski forward 400 ml to 8 l water	Taski 300 80 ml to 8 l water
Dr. Schnell Chemie GmbH 80807 Munich Tel. +49 (0)89 / 350 608-0	SCHIROCCO CLEAN 400 ml to 8 l water	SCHIROCCO CLEAN 40 ml - 80 ml to 8 l water
Ecolab Deutschland GmbH 40789 Monheim am Rhein Tel. +49 (0)2173 / 599-0	Maxx Magic 2 160 ml to 8 l water	Maxx Magic 2 40 ml to 8 l water
Johannes Kiehl KG 85235 Odelzhausen Tel. +49 (0)8134 / 9305-0	Torvan concentrate 100 ml to 8 l water	Veriprop 40 ml to 8 l water (1 dosage)
Tana-Chemie GmbH 55120 Mainz Tel. +49 (0)6131 / 964-03	GR 10 400 ml to 8 l water	TANET extreme 40 ml - 60 ml to 8 l water
KLEEN Purgatis GmbH 32120 Hiddenhausen Tel. +49 (0)5223 / 9970-40	SEVERA SKY 400 ml to 8 l water	SEVERA SKY 40 ml to 8 l water
Dreiturm GmbH 36396 Steinau a. d. Str. Tel. +49 (0)6663 / 970-0	D1 Neu 400 ml to 8 l water	MULTINETZER 40 ml to 8 l water
Dr. Schutz GmbH 53175 Bonn Tel. +49 (0)228 / 95352-0	PU cleaner 400 ml to 8 l water	PU cleaner 40 ml to 8 l water
Buzil-Werk Wagner GmbH & Co. KG 87700 Memmingen Tel. +49 (0)8331 / 930-6	Indumaster® Step IR 16 160 ml to 8 l water	R 300 Roca Wipe 40 ml to 8 l water