












1.	Initial cleaning after installation (if necessary)	 Machine wet scrubbing using an active or microfibre pad or a red pad* (see cleaning and polishing agents table).	 After vacuuming off the loose dirt with a wet vacuum cleaner scrub again with clean water and vacuum or scrub and dry.
		If no strong construction site contamination is present, noraplan floor coverings usually do not require initial cleaning and routine cleaning can be started immediately. An initial cleaning after installation is only necessary for noraplan uni.	
2.	Initial polishing treatment/ polishing treatment	 After the initial or intensive cleaning, evenly apply a suitable wash polish (see cleaning and polishing agents table) by wet mopping.	 The dried polishing agent film can be polished** using a suitable polishing pad*.
3.	Routine cleaning/ polishing (machine)	 Optimal cleaning results are achieved with a scrubber dryer using an active or microfibre pad or a red pad* with a suitable wash polish (see cleaning and polishing agents table).	 For maintaining a uniform and appealing look of the floor covering, we recommend polishing** with a suitable polishing pad*.
	Routine cleaning/ polishing (manual)	 Remove dust by using suitable microfibre wipes, mop fleece or dust-binding cloths.	 Adhesive water-soluble or emulsifiable contaminations are removed by wet mopping (see cleaning and polishing agents table).
4.	Intermediate cleaning	 To remove walking or heel marks and to maintain a uniform and optically appealing look of the floor covering, we recommend cleaning with suitable wash polishes (see cleaning and polishing agents table) using a suitable polishing pad*.	
5.	Intensive cleaning	 Wet scrubbing using an active or microfibre pad or a red pad* and a suitable cleaning agent (see cleaning and polishing agents table). As water-soluble polishing agents are recommended for the polishing treatment, basic cleaning agents are usually not required.	 After vacuuming the loose dirt with a wet vacuum cleaner, the polishing treatment is performed in the same way as the initial polishing treatment.

General notes:

- As coatings require regular and cost-intensive basic cleaning and renewal, nora systems GmbH recommends that noraplan® rubber floor coverings, which are leakproof and have sealed surfaces, not be coated.
- Please observe the instruction in the product and safety data sheets of the cleaning & polishing agents used.
- This cleaning recommendation applies to firmly bonded floor coverings.
- In the health care sector and in laboratory areas, the initial polishing treatment by wiping is preferred, due to the media used, such as surface-, hand- and instrument disinfectants and solvents.

* Suitable pads: 3 M etc.

** Use single-disc polishing machine with speeds of between 1000 – 1500 rpm.

Cleaning recommendation noraplan®

Cleaning and polishing agents

The cleaning and polishing agents listed in the table are **recommendations by cleaning agent manufacturers in the German market**. Depending on the premises, it may be useful to use **products and processes that differ from the standard, but according to the cleaning agent manufacturer's recommendation**. Please observe **the product-specific manufacturer's instructions!** Of course, you can also use suitable cleaning agents from non-listed cleaning agent manufacturers according to their recommendations. nora recommends to observe the following list, as from our experience, best results are achieved with these cleaning agents.

Companies	Initial machine cleaning after installation, if necessary/ intensive cleaning	Initial treatment after initial/ intensive cleaning with mop	Initial treatment with basic care <u>Please consult us!</u>	Manual routine cleaning with 2-step wiping
Diversey GmbH 68219 Mannheim Tel. +49 (0)621 / 8757-0	Taski forward 400 ml to 8 l water	Taski Combi 800 ml to 8 l water Polishing	Taski Jontec Extra 1 : 1 diluted with water	Taski tensol, 40 ml - 80 ml to 8 l water If necessary, change to Taski 300, 80 ml to 8 l water
Dr. Schnell Chemie GmbH 80807 Munich Tel. +49 (0)89 / 350 608-0	SCHIROCCO CLEAN 400 ml to 8 l water	FLOORTOP 800 ml to 8 l water Polishing	TOPCare FLOORFIT 1 : 1 diluted with water	FLOORTOP, 40 ml to 8 l water If necessary, change to SCHIROCCO CLEAN, 40 ml - 80 ml to 8 l water
Ecolab Deutschland GmbH 40789 Monheim am Rhein Tel. +49 (0)2173 / 599-0	Maxx Magic 2 160 ml to 8 l water	Maxx Indur 2 800 ml to 8 l water Polishing	Indur Ultra 1 : 1 diluted with water	Maxx Indur 2, 40 ml - 80 ml to 8 l water If necessary, change to Maxx Magic 2, 40 ml to 8 l water
Johannes Kiehl KG 85235 Odelzhausen Tel. +49 (0)8134 / 9305-0	Torvan concentrate 100 ml to 8 l water	Procur concentrate 200 ml to 8 l water Polishing	Trend 1 : 1 diluted with water	Procur concentrate, 25 ml to 8 l water If necessary, change to Veriprop, 40 ml to 8 l water (1 dosage)
Tana-Chemie GmbH 55120 Mainz Tel. +49 (0)6131 / 964-03	GR 10 400 ml to 8 l water	TAWIP original 800 ml to 8 l water Polishing	LONGLIFE B 250 1 : 1 diluted with water	TAWIP original, 40 ml - 80 ml to 8 l water If necessary, change to TANET extreme, 40 ml - 60 ml to 8 l water
KLEEN Purgatis GmbH 32120 Hiddenhausen Tel. +49 (0)5223 / 9970-40	SEVERA SKY 400 ml to 8 l water	PREMIUM No 4 800 ml to 8 l water Polishing	VOLLPFLEGE 1 : 1 diluted with water	PREMIUM No 4, 40 ml to 8 l water If necessary, change to SEVERA SKY, 40 ml to 8 l water
Dreiturm GmbH 36396 Steinau a. d. Str. Tel. +49 (0)6663 / 970-0	D1 Neu 400 ml to 8 l water	GOLDREIF Klarwischpflege 200 ml to 8 l water Polishing	RS multi-purpose emulsion 1 : 1 diluted with water	GOLDREIF Klarwischpflege, 40 ml to 8 l water If necessary, change to MULTINETZER, 40 ml to 8 l water
Dr. Schutz GmbH 53175 Bonn Tel. +49 (0)228 / 95352-0	PU cleaner 400 ml to 8 l water	Floor cleaner R1000 800 ml to 8 l water Polishing	Bodenglanz 1 : 1 diluted with water	Floor cleaner R1000, 40 ml to 8 l water If necessary, change to PU cleaner, 40 ml to 8 l water
Buzil-Werk Wagner GmbH & Co. KG 87700 Memmingen Tel. +49 (0)8331 / 930-6	Indumaster® Step IR 16 160 ml to 8 l water	S 780 Corridor® Daily 800 ml to 8 l water Polishing	S 732 Corridor® Complete 1 : 1 diluted with water	S 780 Corridor® Daily, 40 ml to 8 l water If necessary, change to S766 Corridor PUR Clean, 40 ml to 8 l water