












1.	Initial cleaning after installation	 <p>Machine wet scrubbing using an active or microfibre pad or a red pad* (see Cleaning and Polishing Agent table).</p>	 <p>After vacuuming off the loose dirt with a wet vacuum cleaner scrub again with clean water and vacuum or scrub and dry.</p>
2.	Initial polishing treatment/ polishing treatment	 <p>After the initial or intensive cleaning, evenly apply a suitable wash polish (see Cleaning and Polishing Agent table) by wet mopping.</p>	 <p>The dried polishing agent film can be polished** using a suitable polishing pad*.</p>
3.	Routine cleaning/ polishing (machine)	 <p>Optimal cleaning results are achieved with a scrubber dryer using an active or microfibre pad or a red pad* with a suitable wash polish (see Cleaning and Polishing Agent table).</p>	 <p>To maintain a uniform and appealing look of the floor covering, we recommend polishing** with a suitable polishing pad*.</p>
	Routine cleaning/ polishing (manual)	 <p>Remove dust by using suitable microfibre wipes, mop fleece or dust-binding cloths.</p>	 <p>Adhesive water-soluble or emulsifiable contaminations are removed by wet mopping (see Cleaning and Polishing Agent table).</p>
4.	Intermediate cleaning	 <p>To remove walking or heel marks and to maintain a uniform and optically appealing look of the floor covering, we recommend cleaning as needed with a suitable wash polish (see Cleaning and Polishing Agent table) using a suitable polishing pad*.</p>	
5.	Intensive cleaning	 <p>Machine wet scrubbing using an active or microfibre pad or a red pad* and suitable cleaning agent (see Cleaning and Polishing Agent table). As water-soluble polishing agents are recommended for the polishing treatment, basic cleaning agents are usually not required.</p>	 <p>After vacuuming the loose dirt with a wet vacuum cleaner, the polishing treatment is performed in the same way as the initial polishing treatment.</p>

General notes:

- As coatings require regular and cost-intensive basic cleaning and renewal, nora systems GmbH recommends that noraplan® rubber floor coverings, which are leakproof and have sealed surfaces, not be coated.
- Please observe the instruction in the product and safety data sheets of the cleaning & polishing agents used.
- This cleaning recommendation applies to firmly bonded floor coverings.
- In the health care sector and in laboratory areas, the initial polishing treatment by wiping is preferred, due to the media used, such as surface-, hand- and instrument disinfectants and solvents.

* Suitable pads: 3 M etc.

** Use single-disc polishing machine with speeds of between 1000 – 1500 rpm.

Cleaning and polishing agents

The cleaning and polishing agents listed in the table are **recommendations by cleaning agent manufacturers in the German market**. Depending on the premises, it may be useful to use **products and processes that differ from the standard, but according to the cleaning agent manufacturer's recommendation**. Please observe **the product-specific manufacturer's instructions!** Of course, you can also use suitable cleaning agents from non-listed cleaning agent manufacturers according to their recommendations. nora recommends to observe the following list, as from our experience, best results are achieved with these cleaning agents.

Companies	Initial cleaning after installation	Initial treatment after initial / intensive cleaning with mop	Manual routine cleaning with 2-step wiping
Diversey GmbH 68219 Mannheim Tel. +49 (0)621 / 8757 - 0	Intensive cleaner Taski Jontec Best 1 l to 9 l water	Taski Combi 800 ml to 8 l water Polishing	Taski tensol, 40 ml - 80 ml to 8 l water If necessary, change to Taski 300, 80 ml to 8 l water
Dr. Schnell Chemie GmbH 80807 Munich Tel. +49 (0)89 / 350 608 - 0	Basic cleaner TEMPEX ultra 1 l to 9 l water	FLOORTOP 800 ml to 8 l water Polishing	FLOORTOP, 40 ml to 8 l water If necessary, change to SCHIROCCO CLEAN, 40 ml - 80 ml to 8 l water
Ecolab Deutschland GmbH 40789 Monheim am Rhein Tel. +49 (0)2173 / 599 - 0	Basic cleaner Bendurol maxx 1 l to 9 l water	Maxx Indur 2 800 ml to 8 l water Polishing	Maxx Indur 2, 40 ml - 80 ml to 8 l water If necessary, change to Maxx Magic 2, 40 ml to 8 l water
Johannes Kiehl KG 85235 Odelzhausen Tel. +49 (0)8134 / 9305 - 0	Basic cleaner Copex 1 l to 9 l water	Procur concentrate 200 ml to 8 l water Polishing	Procur concentrate, 25 ml to 8 l water If necessary, change to Veriprop, 40 ml to 8 l water (1 dosage)
Tana-Chemie GmbH 55120 Mainz Tel. +49 (0)6131 / 964 -03	Basic cleaner LINAX plus 1 l to 9 l water	TAWIP original 800 ml to 8 l water Polishing	TAWIP original, 40 ml - 80 ml to 8 l water If necessary, change to TANET extreme, 40 ml - 60 ml to 8 l water
KLEEN Purgatis GmbH 32120 Hiddenhausen Tel. +49 (0)5223 / 9970-40	POWER STRIP NEUTRA 1 l to 9 l water	PREMIUM No 4 800 ml to 8 l water	PREMIUM No 4, 40 ml to 8 l water If necessary, change to SEVERA SKY, 40 ml to 8 l water
Dreiturm GmbH 36369 Steinau a. d. Str. Tel. +49 (0)6663 970-0	D1 NEU 1 l to 9 l water	GOLDREIF Klarwischpflege 200 ml to 8 l water Polishing	GOLDREIF Klarwischpflege, 40 ml to 8 l water If necessary, change to MULTINETZER 40 ml to 8 l water

Cleaning Recommendation noraplan® ed, noraplan® ec, noraplan® acoustic

International cleaning and polishing agents

Outside the German market, appropriate cleaning and polishing agents can be obtained, for example, from the following listed wash polish manufacturers.

Companies	Initial cleaning after installation	Initial treatment after initial / intensive cleaning with a mop or by wiping	Manual routine cleaning with 2-step wiping
Diversey (TASKI) 1120 Vienna Tel. +43 (0)1 / 60557 - 0	Intensive cleaner Taski Jontec Best 2 l to 8 l water Exposure time: approx. 10 minutes	Taski Combi 800 ml to 8 l water Polishing	Taski tensol, 40 ml - 80 ml to 8 l water If necessary, change to Taski 300, 80 ml to 8 l water
Julius Holluschek GmbH A-6170 Zirl, Salzstraße 6 Tel. +43 (0)5238 / 52800 - 0	hollu Erstreiniger (initial cleaner) 1 l to 9 l water	hollueco Wischpflege (polishing agent) 800 ml to 8 l water Polishing	hollueco Wischpflege (polishing agent) 40 ml to 8 l water If necessary, change to Alcosan, 20 ml - 50 ml to 10 l water
Ecolab Österreich GmbH Handelskai 92, 1200 Vienna Tel. +43 (0)1 / 7152550	Basic cleaner Bendurol maxx 1 l to 9 l water Exposure time: approx. 10 minutes	Maxx Indur 2 800 ml to 8 l water Polishing	Maxx Indur 2, 40 ml - 80 ml to 8 l water If necessary, change to Maxx Magic 2, 40 ml to 8 l water
Johannes Kiehl KG Trostdstraße 50, 1100 Vienna Tel. +43 (0)1 / 6049993	Basic cleaner Copex 1 l to 9 l water Exposure time: approx. 10 minutes	Procur concentrate 200 ml to 8 l water Polishing	Procur concentrate, 25 ml to 8 l water If necessary, change to Veriprop, 40 ml to 8 l water (1 dosage)
Werner & Mertz (TANA) 5400 Hallein Tel. +43 (0)6245 / 87286	Grundreiniger LINAX plus (basic cleaning agent) 1 l to 9 l water Exposure time: approx. 10 minutes	TAWIP original 800 ml to 8 l water Polishing	TAWIP original, 40 ml - 80 ml to 8 l water If necessary, change to TANET extreme, 40 ml - 60 ml to 8 l water
BULS chem & more GmbH A-6175 Kematen in Tirol Tel. +43 (0)5232 / 3424810	Neolan Grundreiniger (basic cleaning agent) 1 l to 9 l water Exposure time: approx. 10 minutes	Bulflor 800 ml to 8 l water Polishing	Bulflor, 20 ml - 40 ml to 10 l water If necessary, change to Alcoflor, 20 ml - 50 ml to 10 l water
KiiltoClean Oy FI-20101 Turku Tel. +358 (0)207 / 710400	SARTEK 2 1 l to 9 l water	ALVARI 200 ml to 8 l water Polishing	Illusia 10, 20 ml to 8 l water If necessary, change to Kaino Plus, 40 ml to 8 l water