



# Tools and installation materials

nora<sup>®</sup> rubber flooring

**nora**<sup>®</sup>  
by Interface<sup>®</sup>





# Tools and installation materials

## nora<sup>®</sup> rubber flooring

### Contents

Installation materials	04
Subfloor preparation	08
Installation	12
Joint-sealing	16
Stair and skirting solutions	18
Work trousers	24





## Installation materials

### Adhesives

**nora® AC 100**  
PU: 14 kg (bucket)

121 517

Acrylic adhesive for the installation of nora® rubber floor coverings.

- noraplan® coverings (2 – 4 mm): Pajarito notched trowel A5, 220 – 250 g/m<sup>2</sup>
- noracare™ coverings (2 mm): Pajarito notched trowel A2, 280 – 320 g/m<sup>2</sup>
- norament® coverings (3.5 – 4 mm): Pajarito notched trowel A2, 280 – 320 g/m<sup>2</sup>



**nora® PU 102**  
PU: 8 kg (bucket)

121 519

2-component polyurethane adhesive for gluing predominantly norament coverings.

- norament coverings (3.5 – 4 mm): Pajarito notched trowel A5, approx. 250 g/m<sup>2</sup>  
(Exception: norament 926/825, pastille design:  
Pajarito notched trowel A2, approx. 280 – 320 g/m<sup>2</sup>)





## Dry adhesives

### Dry adhesives

#### nora dryfix™

**nora dryfix™ 750**  
PU: 1 roll (30 m x 750 mm)

109 654

Roll-type dry adhesive from the roll to permanent surface bonding.

**nora dryfix™ ed**  
PU: 1 roll (30 m x 750 mm)

126 080

Conductive roll-type dry adhesive for laying dissipative "ed" and conductive "ec" nora® coverings.

**Copper tape (self-adhesive)**  
PU: 1 roll of 33 linear metres

118 156

**nora® stepfix 240**  
PU: 1 roll (50 m x 240 mm)

94053

Special roll-type dry adhesive for quick installation of norament stairtreads, stairwell installations with nora stair nosing T 5044 and nora® stair margin.

#### nora® profix

**nora® profix 50** (50 m x 50 mm)  
PU: 4 rolls

96544

For quick installation of skirting S 1023 U.

**nora® profix 90** (50 m x 90 mm)  
PU: 2 rolls

96545

For quick installation of skirtings S 1024 U and S 3003 as well as for creating skirtings using wall covers (cushioned edges).







# Subfloor preparation

© Elmar Witt

## Sanding concrete and screed

**nora® nTx sanding disc**  
 PU: 1 unit incl. 5 units nTx K3

for Mambo 117 819

for Columbus 117 820

for Orkan 117 821



**nora® nTx K2 sanding tool (coarse)** 117 823  
 PU: 5 units

For nora® nTx sanding discs.




**nora® nTx K3 sanding tool (fine)** 117 822  
 PU: 5 units

For nora® nTx sanding discs.




**Sandpaper, 60 grit (Ø 400 mm)** 121 389  
 PU: 1 unit

For precise sanding of concrete and screed and intermediate sanding of levelling compound.



**Sandpaper, 24 grit (Ø 400 mm)** 111 922  
 PU: 1 unit

For precise sanding of concrete and screed and intermediate sanding of levelling compound.



For nTx subfloor preparation

## Spreading



### Height levelling spatula

PU: 1 unit

111 925



### Screed spreader

PU: 1 unit

111 923

### Wooden handle

PU: 1 unit

95627



### Levelling compound rake

PU: 1 unit

95626

### Wooden handle

PU: 1 unit

95627



### Serrated blade for levelling compound rake

PU: 1 set

95699

1x Pajarito notched trowel 777/E/R2  
1x smooth

### Serrated blade for screed spreader

PU: 1 set

111 972

1x Pajarito notched trowel 777/E/R2  
1x smooth

### Spiked roller

PU: 1 unit

95628

### Wooden handle

PU: 1 unit

95627



### Expansion strips (50 mm x 5 mm)

PU: 1 box with 5 rolls of 20 linear metres

112 539

Self-adhesive



### Mixing bucket (30 litres)

PU: 1 unit

111 711



## Priming

### Short piled roller

PU: 1 unit

129 865

For applying primer.



### Handle for roller

PU: 1 unit

129 866



## Bonding agent

### nora® nTx 020 bonding agent

1-component primer for improved adhesion.

#### Large container

PU: 12 kg (canister)

121 528

#### Small container

PU: 5 kg (canister)

125 824

Consumption: 100 g/m<sup>2</sup> single application  
200 g/m<sup>2</sup> double application







# Installation

© Elmer-Witt

## Cutting

### Seam cutter for knife blades

PU: 1 unit

91062

Suitable for right-handed and left-handed users.



### Straight blade for seam cutters

PU: 10 units

113 676



### Delphin® installers knife

PU: 1 unit

120 968



### Half moon blade for installers knife

PU: 100 units

113 678



### Giant hooked blade for installers knife

PU: 10 units

113 677



### Steel straight edge

PU: 1 unit, ~ 2.10 m

91107



### Cutting stencil

PU: 1 set

95630

For mitre cuts on inner and outer corners when creating skirtings.



**Profile cutter**

PU: 1 unit

**112 462**

For precise cutting of inner and outer stair angles as well as stair nosings.

**Replacement blade for profile cutters**

PU: 50 units

**112 463****Gluing****Adhesive spreader (21 cm)**

PU: 1 unit

**95611****Serrated blade TKB A2**

PU: 10 units

**113 692**

For nora AC 100 (norament, noracare)

**Serrated blade TKB A4**

PU: 10 units

**113 686****Serrated blade TKB A5**

PU: 10 units

**113 688**

For nora AC 100 (noraplan) and nora PU 102

**Smooth adhesive spreader**

PU: 1 unit

**95612****Mixing spindle**

PU: 1 unit

**91050**

For homogeneous mixing of reaction adhesives.

**Cork rubbing board**

PU: 1 unit

**95624****Iron roller (50 kg)**

PU: 1 set (iron roller &amp; carrier)

**124 232 + 124 233****Specify both item numbers!**





# Joint-sealing

## Joint-sealing

**nora® hot welding rod** (round, Ø 4 mm)  
PU: 1 roll of 100 linear metres

Matches all noraplan and noracare floor covering colours.



**nora® joint sealing compound**  
PU: 300 ml (cartridge, sufficient for 20 – 25 linear metres)

Extensive colour palette, special colours on request.



**tesa tape 4646** 129 606  
PU: 1 roll 33 m x 50 mm

Auxiliary for joint sealing of nora floor coverings with nora joint sealing compound.



**Joint cutter** 116 950  
PU: 1 unit

For cutting flooring seams for nora joint sealing compound and nora hot welding rod.



**Blade for cutting grooves for joint cutter** 116 943  
PU: 10 units



**Fast-welding nozzle (Ø 5 mm) with narrow air outlet** 112 657  
PU: 1 unit

For welding noraplan and noracare coverings with nora hot welding rod. Narrow air outlet prevents both streaks of gloss and burns on both sides of the seam.



**Liquid wax** 109 914  
PU: 0.5 l (bottle)

For waxing seam areas when joint-sealing with nora joint sealing compound.



**Smoothing spatula** 120 184  
PU: 2-piece set

For precise smoothing of nora joint sealing compound.



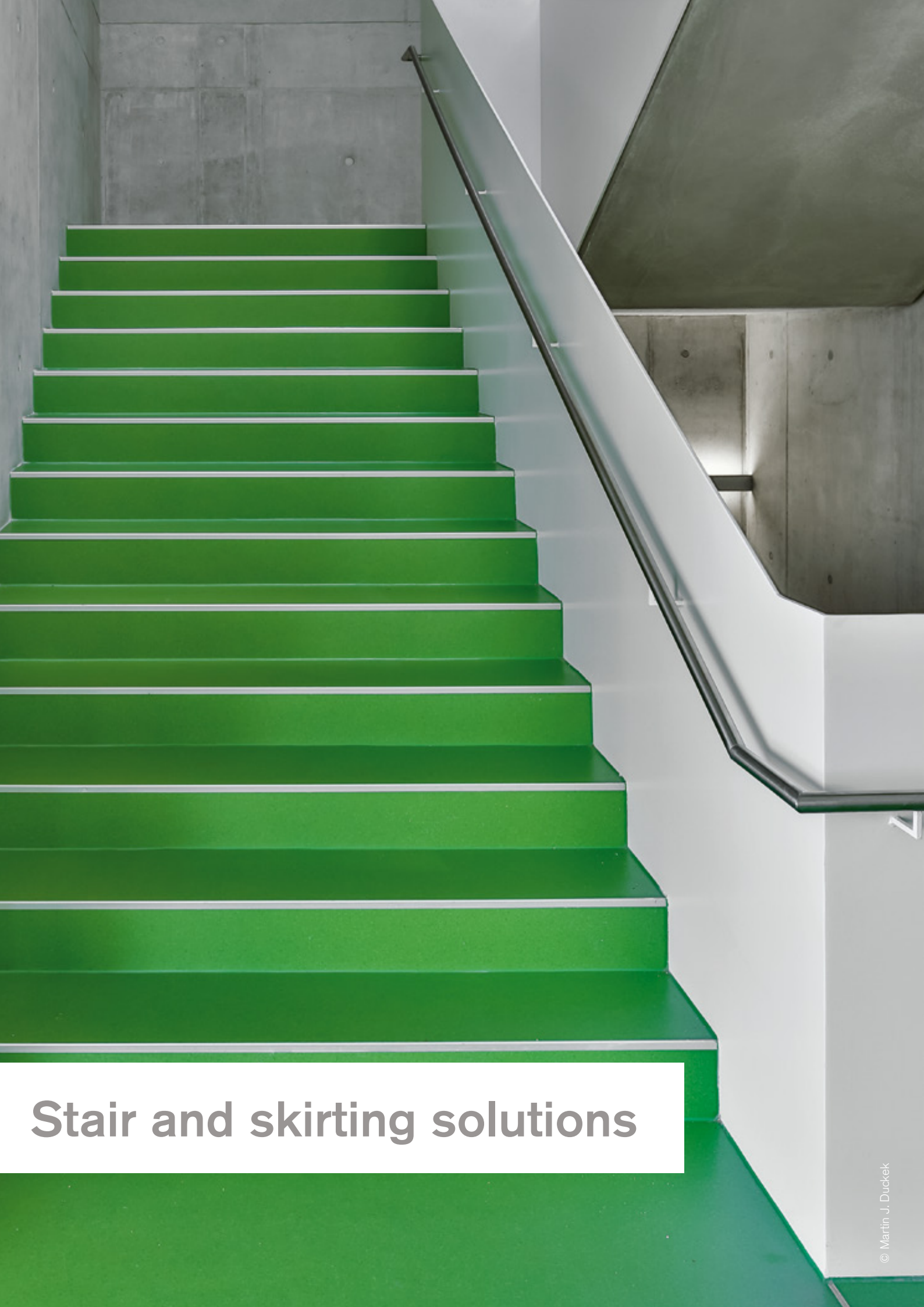
**Mozart trimming knife** 120 622  
PU: 1 unit



**Blades for Mozart trimming knife** 120 621  
PU: 5 units







## Stair and skirting solutions

© Martin J. Dücke

### Stairs

#### Repair angle

PU: 30 units incl. 500 screws

127 869



#### nora® stepfix 240 (50 m x 240 mm)

PU: 1 roll

94053

Special roll-type dry adhesive for quick installation of norament stairtreads, stairwell installations with nora stair nosing T 5044 and nora stair margin.



#### Stair tool (80 mm)

PU: 1 unit

129 768



#### Compass (Ø 400 mm)

PU: 1 unit

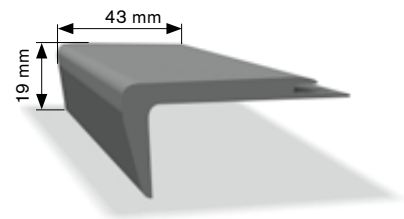
92493

For transferring unevenness on the wall to floor coverings.



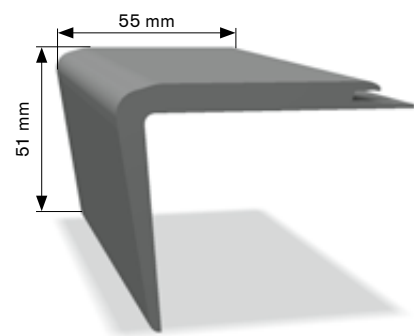


**nora® stair nosing T 5055**



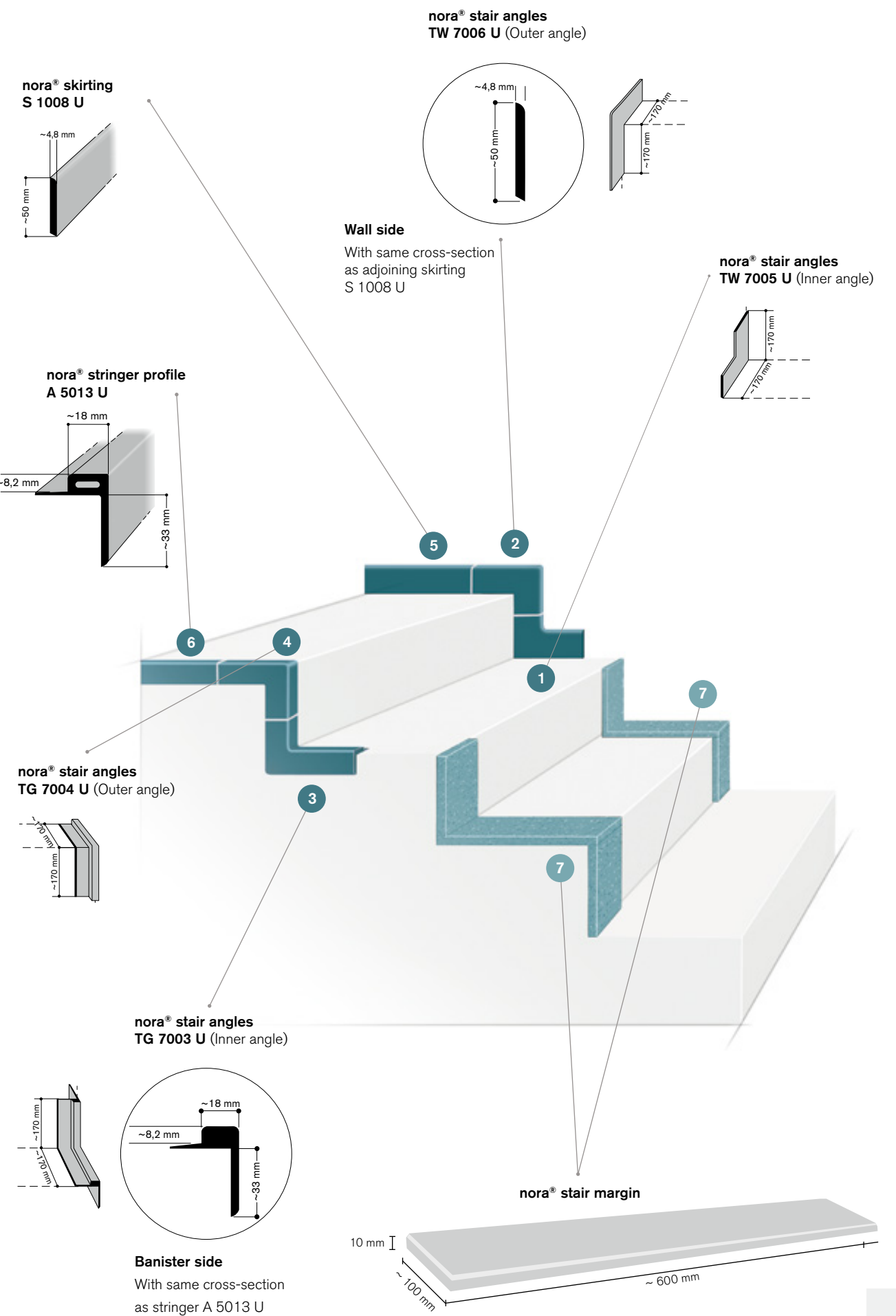
5105	5113	5115
5111	5114	5116

**nora® stair nosing T 5049**



0702	0749	5301	5310
0716	0884	5305	6179

There are two different stair nosings available:  
 For flooring thicknesses from 2.0 to 2.7 mm (A/C) and from 3.5 bis 4 mm (E/F).  
 Delivery in 5 fixed lengths possible: 1.00/1.25/1.65/2.0/2.50 linear metres.



## Stairs and skirtings



### Rubber mallet

PU: 1 unit

111 937



### Superglue

PU: 1 unit, 20 g

121 610

For gluing inner and outer stair angles and for small retrospective gluing jobs.

### nora® profix

**nora® profix 50** (50 m x 50 mm)

PU: 4 rolls

96544

For quick installation of skirting S 1023 U.



**nora® profix 90** (50 m x 90 mm)

PU: 2 rolls

96545

For quick installation of skirtings S 1024 U and S 3003 as well as for creating skirtings using wall covers (cushioned edges).

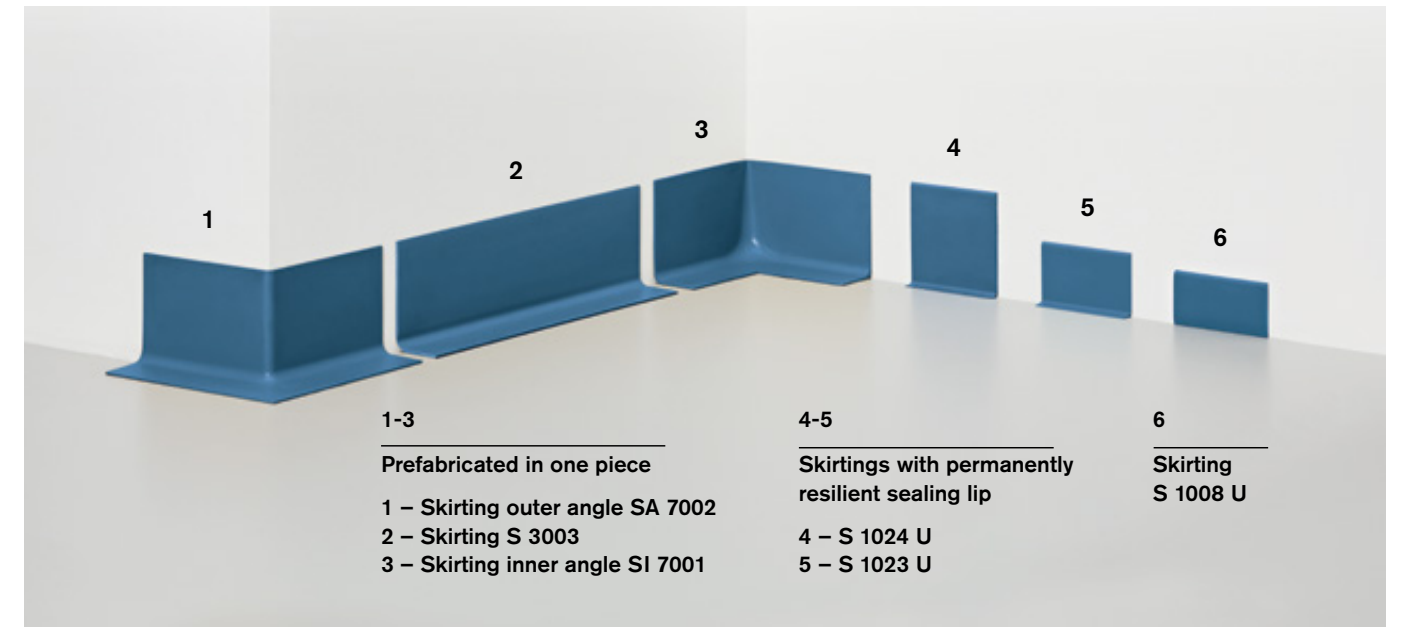


**nora® cushioned-edge profile H 9010**

PU: 5 rolls of 10 linear metres

65562

### nora® skirtings



### Siteform-coving

Siteform-coving can be carried out with norament, noraplan and noracare floor coverings and is installed with nora profix 90. For an optimum transition from the floor covering to the wall, we offer nora cushioned-edge profile H 9010.







## Work trousers

### nora® motion work trousers (black)

PU: 1 unit

Size 46

95470

Size 48

93407

Size 50

95471

Size 52

95472

Size 54

95473

Size 56

95474

Size 58

95475

Size 60

99876

---

### Knee pad

PU: 1 set (2 knee pads)

For insertion into work trousers.

95632



Cover photo & product photos: © Elmar Witt

Specifications are subject to change without notice. Errors and omissions excepted.  
No liability is assumed for the correctness, completeness or accuracy of the information. The product illustrations in this document may differ from the original.  
This document does not constitute a contractual offer and serves only as non-binding information.

The nora brand and any other registered trademarks used in this document are registered to the company, the country or a company affiliated to nora systems GmbH. Any other brand names used herein are the trademarks of their respective owners.

Contact details, local offices, authorized distributors and further information can be found at [www.nora.com](http://www.nora.com).

**Published by**

nora systems GmbH  
Höhnerweg 2-4  
69469 Weinheim | Germany  
[www.nora.com](http://www.nora.com)