






Cleaning recommendation for norament 975 LL

<p>1. Initial cleaning</p>	
<p><u>1.1. Initial machine cleaning:</u></p> <p>Hammerblow surface: The initial cleaning should be carried-out with the spray-cleaner-methods (red pad) or with a scrubber-dryer (red pad or soft brush).</p> <p>Relief structure: The initial cleaning should be carried-out with a scrubber-dryer (soft brush or a special fibre pad e.g. Taski contact pad).</p>	
<p><u>1.2. Alternatively: Manual initial cleaning:</u></p> <p>In case of subfloors not sensitive to moisture, a suitable cleaning agent – see cleaning agent table for nora floorcoverings – can be applied evenly and semi-wet on partial areas in the specified application concentration using a cleaning mop. Do not let dry !</p>	
<p>After a residence time of 2 – 3 minutes, re-mop again thoroughly and remove the cleaning water with an aqua-vacuum cleaner.</p>	
<p>Wipe with water and remove it with an aqua-vacuum cleaner.</p>	
<p>2. Routine cleaning</p>	
<p><u>2.1 Machine cleaning:</u></p> <p>Hammerblow surface: The initial cleaning should be carried out with the spray-cleaner methods (red pad) or with a scrubber-dryer (red pad or soft brush)</p> <p>Relief structure: The initial cleaning should be carried out with a scrubber-dryer (soft brush or a special fibre pad e.g. Taski contact pad).</p> <p><u>2.2 Manual cleaning:</u></p> <p>Application of damp cleaning procedures with misty-wet or prepared cleaning textiles (gossamer cloths) or with a well-wrung mop cover</p>	
<p>3. Intensive Intermediate cleaning</p>	
<p>Procedure as described in item 1. Initial Cleaning</p> <p>The selection of the cleaning agent depends on the contamination level and on the type of the deposits. Thus, please ask the cleaning agent manufacturer for project-specific suitable cleaning agents such as basic cleaning agents or intensive cleaning agents.</p>	

4. Cleaning and care products for nora floorcoverings with «nora cleanguard®»

norament® 975 LL

The cleaning and care agents listed in the table are **recommendations of the cleaning agent manufacturers** in the **German market**. Depending on the type of project, it may be appropriate to use **products and procedures deviating from the standard**. **In this case, please observe the cleaning agent manufacturers' recommendations**. Please observe the **product-specific manufacturer's instructions!** Suitable cleaning agents of cleaning agent manufacturers which are not listed can of course also be used according to their recommendations.

Supplier	Initial cleaning after installation	Initial care Wash polish	Routine cleaning with 2-phase mopping
Buzil-Werk Wagner GmbH & Co 87700 Memmingen Phone +49 8331 / 930 -6	G 433 aktiv approx. 5%	Corridor daily S 780 1:1 to 1:4 diluted with water, buffing	Corridor daily S 780 dilution according to manufacturer's instructions
JohnsonDiversey GmbH 68219 Mannheim Phone +49 621 / 8757 -0	Taski forward approx. 5%	Taski Jontec tensol, 1:4 to 1:9 diluted with water, buffing	Taski tensol dilution according to manufacturer's instructions
Dr. Schnell Chemie GmbH 80807 München Phone +49 89 / 350 608 - 0	SCHIROCCO CLEAN approx. 5%	FLOOR TOP 1:4 to 1:9 diluted with water, buffing	FLOOR TOP dilution according to manufacturer's instructions
Johannes Kiehl KG 85235 Odelzhausen Phone +49 8134 / 9305 - 0	Torvan approx. 5%	PROCUR concentrate 25ml to 1l of water buffing	PROCUR concentrate dilution according to manufacturer's instructions
Tana-Chemie GmbH 55120 Mainz Phone +49 6131 / 964 -03	GR 10 approx. 5%	TAWIP 1:4 to 1:9 diluted with water, buffing	TAWIP dilution according to manufacturer's instructions
Wetrok GmbH 51381 Leverkusen-Fixheide Phone +49 217 / 1398 -0	Exal 2000 approx. 5%	Wetrok OWETOL New 200ml to 10l of water, buffing	Wetrok OWETOL New dilution according to manufacturer's instructions