

nora systems, Inc.

Education Maintenance Guide



General Remarks

nora® floor coverings have a production residue. This residue shall be removed (initial maintenance) before the flooring is used, otherwise it will attract dust and dirt.

nora floor coverings have a natural sheen, therefore they do not require any artificial coating. However, for customers who prefer a high shine, we can recommend alternative maintenance methods that will generate an increase in shine while still maintaining low cost maintenance.

General Precautions

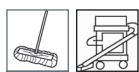
1. Always use "wet floor" signs and/or caution tape when performing any wet cleaning.
2. Refer to MSDS for proper personnel protection requirements before using cleaning products.
3. Do not flood the floor.
4. The floor will be slippery when wet or contaminated with foreign materials. Promptly clean-up spills and any foreign materials, to maintain the slip resistant properties of the flooring.
5. Never use grit brushes, black or brown cleaning pads.
6. Use a red cleaning pad for all norament® and noraplan® surfaces.
7. Make sure to maintain a good walk-off area in the entrance of the facility, in addition to regular dust mopping.
8. Spots from petroleum-based products such as grease and tar must be removed with spotting agents containing solvents. Immediately rinse with water after spot removing and allow to dry.
9. Remove chewing gum with a gum removing spotter. If a solvent is used for removing gum, immediately rinse the floor with clean water, and allow to dry.
10. If required, dry buff nora floor coverings with a white cleaning pad or carpet cotton bonnet pad.
11. Do not allow any metal furniture or trash cans to be in contact with the wet floor.

1

Initial Maintenance

Note: A general cleaning shall be performed a minimum of 72 hours after installation.

The following procedures shall be performed by the facility.



1. Dust mop or vacuum the floor to remove dirt or grit.

2. Remove any adhesive residue.



3. Wet mop the floor using a diluted initial maintenance product (maintenance product reference chart provided) and allow the solution a minimum dwell time of 10 minutes.



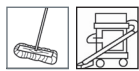
4. Scrub the floor thoroughly with a floor scrubber using a red cleaning pad.



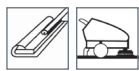
5. Wet vacuum the soiled solution, rinse the floor with clean water and allow to dry.

2

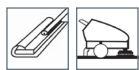
Daily Maintenance



1. Dust mop or vacuum the floor to remove dust and dirt.



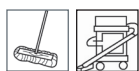
2. Damp mop or auto-scrub the floor (with a red cleaning pad) using a diluted daily maintenance product, and allow to dry.



Note: To increase the shine, the floor can be dry buffed using a carpet cotton bonnet pad.

3

Periodic Maintenance



1. Dust mop or vacuum the floor to remove dust and dirt.

2. If required, remove any chewing gum with a gum removing spotter. If a solvent is used for removing gum, immediately rinse the floor with clean water.



3. Wet mop the floor with a diluted periodic maintenance product, and allow the solution a minimum dwell time of 10 minutes.



4. Thoroughly scrub the floor with a floor scrubber using a red cleaning pad.



5. Wet vacuum the soiled solution, rinse the floor with clean water and allow to dry.

nora systems, Inc.

94 Glenn Street
Lawrence, MA 01843
Toll-free: 800-332-NORA
Phone: (978) 689-0530
Fax: (978) 687-4640
E-mail: info-us@nora.com
www.nora.com/us





nora systems, Inc.

Maintenance Product Reference Chart

	Initial Maintenance	Daily Maintenance	Periodic Maintenance	Green Certified Cleaner (daily maintenance)
Diversey	Profi™ Floor Cleaner Dilution: 8 oz/gal	Alpha HP® GP Forward	Hot Spring™ Dilution: 4 oz/gal Profi™ Floor Cleaner Dilution: 4 oz/gal	G Force H ₂ O
3M™	26H	8H 3H	26H	#3 #8
Ecolab®	Citrusolv™ Dilution: 8 oz/gal	Bright Neutral Bright Speed	Citrusolv™ Dilution: 4 oz/gal	Quik Fill 310
Betco	Citrus Chisel Dilution: 8 oz/gal Green Earth® Natural Degreaser Dilution: 8 oz/gal	Ph7 Peroxide	Citrus Chisel Dilution: 4 oz/gal Green Earth® Natural Degreaser Dilution: 4 oz/gal	Green Earth® Peroxide Cleaner
Spartan®	Green Solutions® Industrial Cleaner Dilution: 8 oz/gal Tribase Dilution: 8 oz/gal	Pathmaker Clean by Peroxy	Green Solutions® Industrial Cleaner Dilution: 4 oz/gal Tribase Dilution: 4 oz/gal	Green Solutions® Industrial Cleaner all purpose cleaner Clean by Peroxy
Buckeye	RAM™ Dilution: 8 oz/gal	Buckeye Blue	RAM™ Dilution: 4 oz/gal	True7

Note: For any other maintenance products, please contact the nora Technical Department prior to use.
For products without dilution rates listed, follow the manufacturer's instructions.

nora systems, Inc.

94 Glenn Street
Lawrence, MA 01843
Toll free: 800-332-NORA
Phone: (978) 689-0530
Fax: (978) 975-0110
E-mail: info-us@nora.com
www.nora.com/us



All About Flooring. **All About You.**